

7'-5" (2261 mm)

TOP OF SPINNER

6'-4 1/2" (1943 mm)

HIGHEST POINT OF CENTER OF GRASPING DEVICE

MAXIMUM HEIGHT ALLOWED:

FOR PLAYERS AGES 5 TO 12 = 7'-0" (2134 mm)

FOR PLAYERS AGES 2 TO 5 = 5'-0" (1524 mm)

FOR PLAYERS IN WHEELCHAIRS = 4'-6" (1372 mm)

0'-0" (0 mm)

FINISHED GRADE

NOTE:

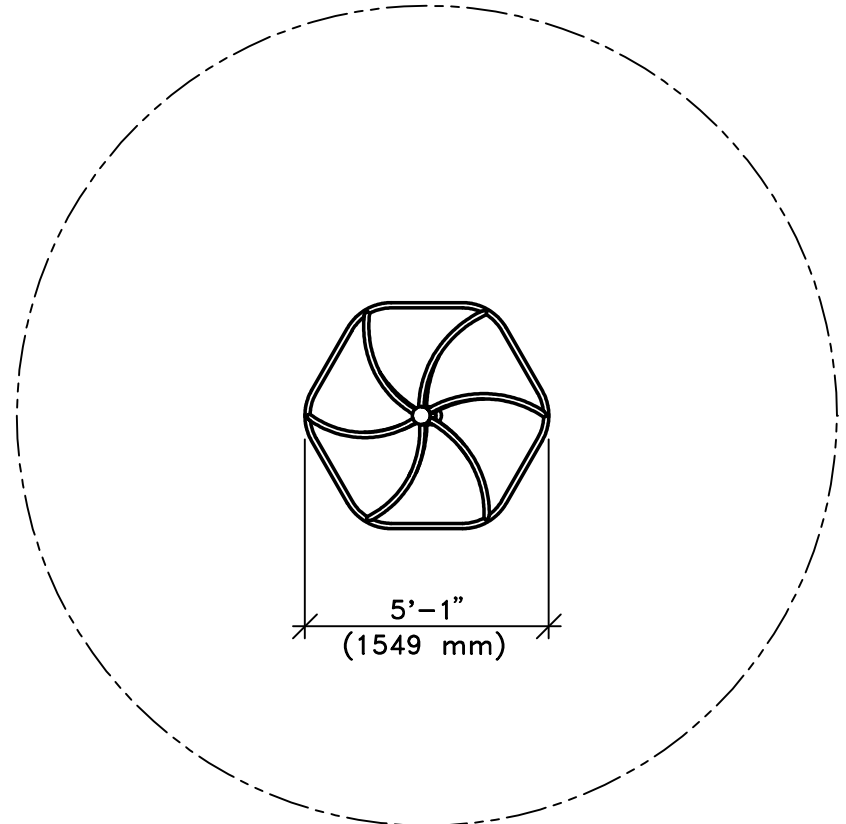
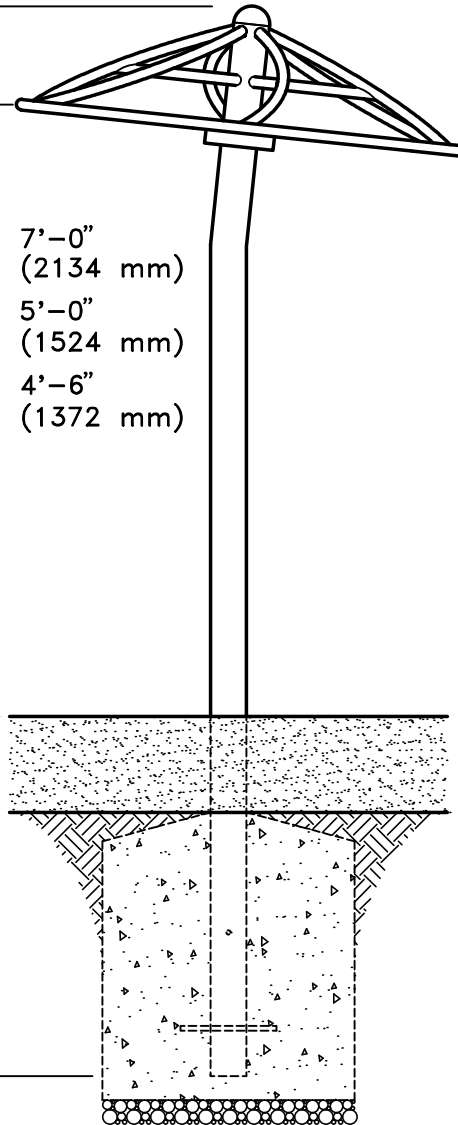
CONCRETE FOOTING AND NO. 4 REBAR (BY OTHERS) PER LOCAL SOIL CONDITIONS. CONSULT PROJECT ENGINEER FOR EXACT REQUIREMENTS.

-(3'-9") BOTTOM OF POST

-(1143 mm)

FRONT VIEW

SCALE: 1/2" = 1'-0"



PLAN VIEW WITH USE ZONE

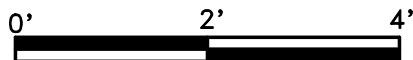
SCALE: 1/4" = 1'-0"

EQUIPMENT ONLY:

6' x 6' (1.9m x 1.9m)

MINIMUM SAFE USE ZONE:

18' x 18' (5.5m x 5.5m)



This drawing reveals the copyrighted intellectual property of Columbia Cascade Company. Not for use by others without our express, written authorization.

Authorization for use is hereby granted to architects, landscape architects and similar design professionals solely for the purpose of specifying TimberForm products.



Scale	Drawn by: AT	07-26-12
NOTED	Ck'd by: CL	07-26-12



COLUMBIA CASCADE COMPANY

Makers of TimberForm®, PipeLine®, RePlay®, TimberForm®-2, InterPlay®, CycLoops® and CycLocker® Products.

1300 S.W. Sixth Avenue, Suite 310 Telephone 503/223-1157
Portland, Oregon 97201-3464 Facsimile 503/223-4530
U.S.A.

WWW.TIMBERFORM.COM

Title:

SEPARATES
MODEL NO. 1630-6-12-PL
WHIRLAROUND

Drawing No.
W-1630-6-12-PL

Sheet
1 of 1