

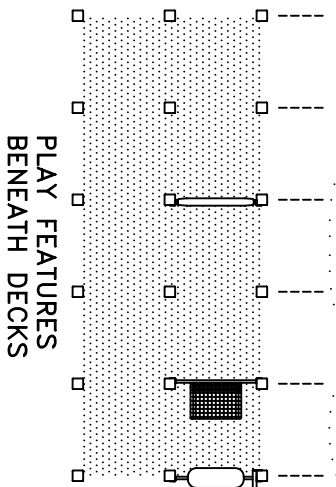
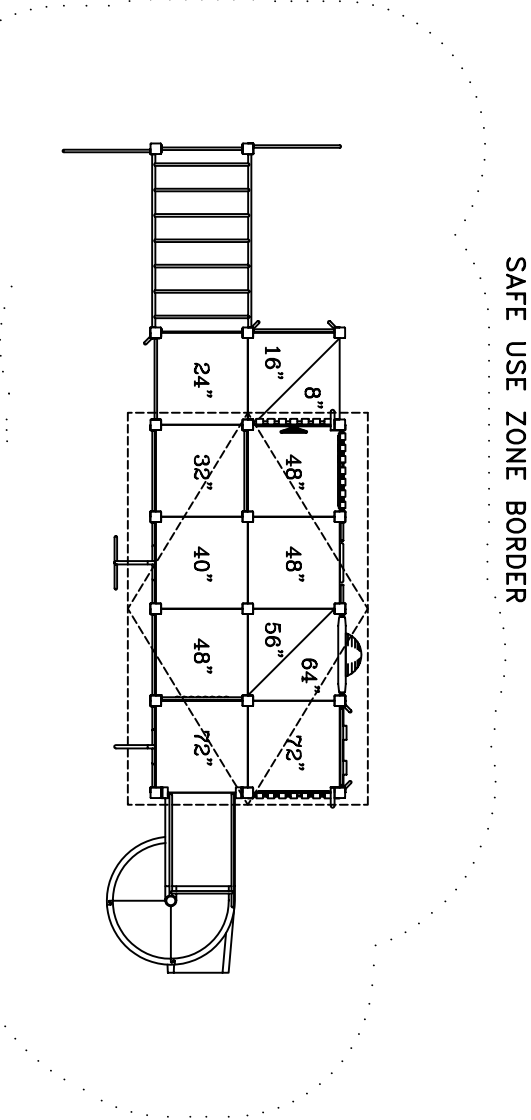
APPROPRIATE FOR CHILDREN 5 TO 12 YEARS OF AGE

4829-RP FEATURES:

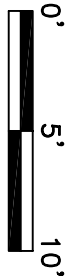
- ACCESSIBLE ENTRANCE DECK
- BLOCK CLIMBER
- BUBBLE PANEL
- CHIME WALL
- CHINNING BAR (2)
- FIREFIGHTER'S POLE
- GABLE TRELIS ROOF WITH RECYCLED PLASTIC END PANELS AND SLATS
- KID'S BENCH ON BALUSTER WALL
- OVERHEAD SAFETY LADDER PANEL WITH HOLE
- SPIRAL SLIDE CHUTE
- STOREFRONT COUNTERTOP TALK TUBE (2)
- VERTICAL LADDER
- VERTICAL LOOP CLIMBER
- WINDOW PANEL (2)
- RECYCLED PLASTIC WALL (2)
- RECYCLED PLASTIC WALL WITH SHIP'S WHEEL

ACCESSIBILITY PROFILE:

- 18 TOTAL PLAY COMPONENTS
- 13 ELEVATED PLAY COMPONENTS (13 ACCESSIBLE)
- 5 GROUND LEVEL PLAY COMPONENTS (5 ACCESSIBLE)



PLAY AREA, EQUIPMENT ONLY:
 35' x 13' (10.7m x 4.0m)
 MINIMUM SAFE USE ZONE:
 47' x 25' (14.4m x 7.7m)



This drawing reveals the copyrighted intellectual property of Columbia Cascade Company. Not for use by others without our express, written authorization.
 Authorization for use is hereby granted to architects, landscape architects and similar design professionals solely for the purpose of specifying Timberform products.

Scale 1/8"=1'-0"
 Drawn by: TB
 CK'd by: CL
 08-10-11
 08-10-11

COLUMBIA CASCADE COMPANY
 Makers of Timberform®, Pipeline®, Replay®, Timberform®-2, InterPlay®, Cyclolops® and Cyclocker® Products.
 1300 S.W. Sixth Avenue, Suite 310 Telephone 503/223-1157
 Portland, Oregon 97201-3464 Facsimile 503/223-4530
 U.S.A.
 WWW.TIMBERFORM.COM

Title: **TIMBERFORM REPLAY**
 MODEL NO. 4829-RP
 AREA DRAWING

Drawing No. **W-4829-RP**
 Sheet **1** of **1**