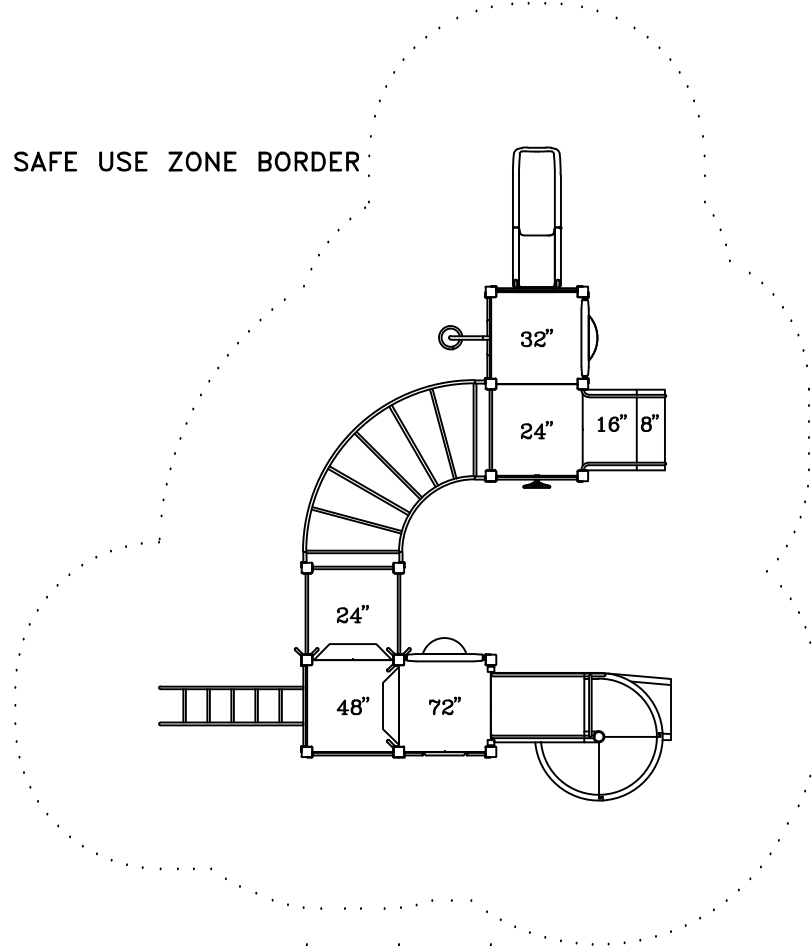


APPROPRIATE FOR CHILDREN 5 TO 12 YEARS OF AGE

4833-RP FEATURES:

- ACCESSIBLE TRANSFER STATION
- BALUSTER WALL WITH SHIP'S WHEEL
- BUBBLE PANEL
- COIL CLIMBER
- CONVEX/FLAT MIRROR PANEL
- CURVED OVERHEAD LADDER
- KID'S BENCH ON BALUSTER WALL
- LOOP CLIMBER WITH HANDRAILS
- SPELLING PANEL
- SPIRAL SLIDE CHUTE
- STOREFRONT COUNTERTOP
- SLIDE CHUTE, STRAIGHT
- VERTICAL LADDER


SAFE USE ZONE BORDER



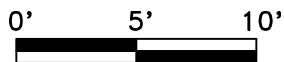
WELCOME/  
RULES SIGN

ACCESSIBILITY PROFILE:

- 13 TOTAL PLAY COMPONENTS
- 8 ELEVATED PLAY COMPONENTS  
(4 ACCESSIBLE)
- 5 GROUND LEVEL PLAY COMPONENTS  
(5 ACCESSIBLE)



PLAY AREA, EQUIPMENT ONLY:  
22' x 28' (6.7m x 8.5m)  
MINIMUM SAFE USE ZONE:  
34' x 40' (10.4m x 12.2m)



This drawing reveals the copyrighted intellectual property of Columbia Cascade Company. Not for use by others without our express, written authorization.

Authorization for use is hereby granted to architects, landscape architects and similar design professionals solely for the purpose of specifying TimberForm products.

△	07-02-15	UPDATE SLIDE	AT/lan
Scale	1/8" = 1'-0"	Drawn by: TB	08-10-11
		Ck'd by: CL	08-10-11



COLUMBIA CASCADE COMPANY

Makers of TimberForm®, PipeLine®, RePlay®, TimberForm®-2, InterPlay®, CycLoops® and CycLocker® Products.

1300 S.W. Sixth Avenue, Suite 310 Telephone 503/223-1157  
Portland, Oregon 97201-3464 Facsimile 503/223-4530  
U.S.A.

WWW.TIMBERFORM.COM

Title:  
TIMBERFORM REPLAY  
MODEL NO. 4833-RP  
AREA DRAWING

Drawing No.  
W-4833-RP

Sheet  
1 of 1