

APPROPRIATE FOR CHILDREN 5 TO 12 YEARS OF AGE

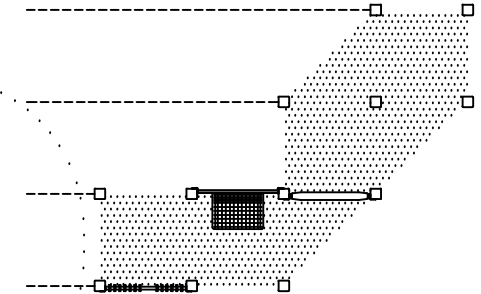
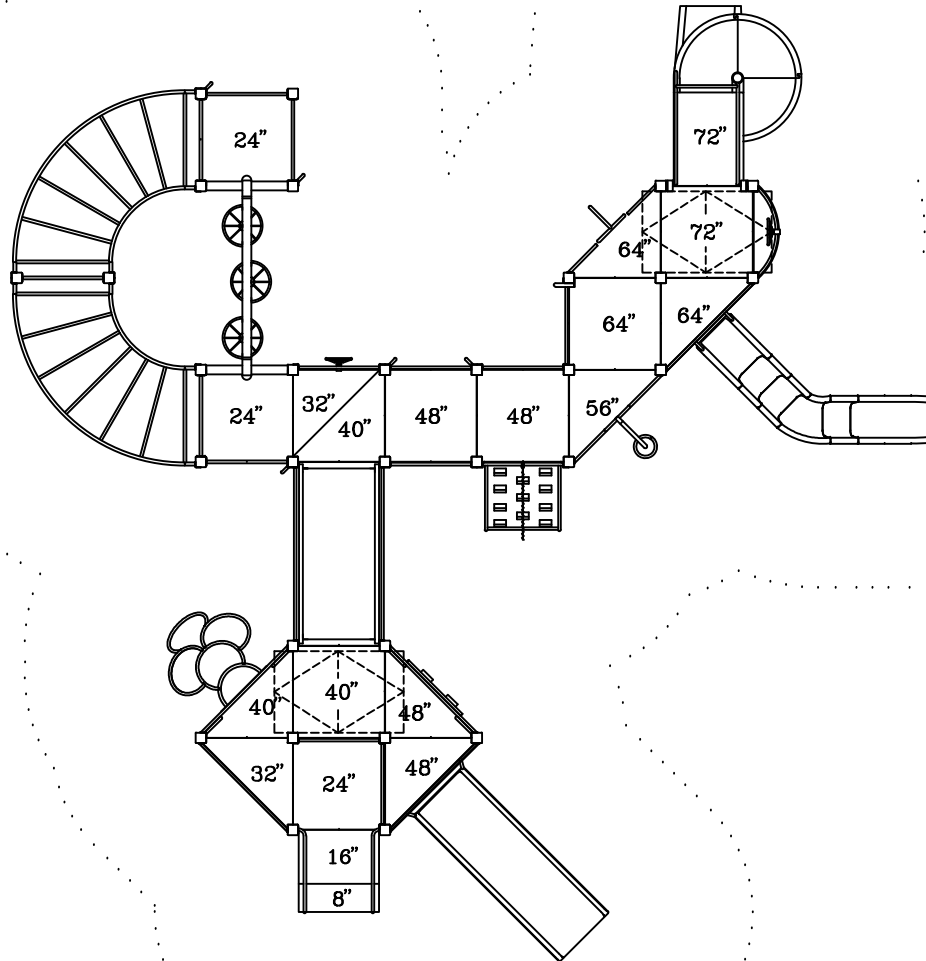
4898-TF FEATURES:

- ABACUS
- ACCESSIBLE TRANSFER STATION
- ARCH RING CLIMBER
- ARCHED BRIDGE, PLASTIC COATED PERFORATED STEEL WITH BALUSTER WALLS
- BALUSTER WALL (6)
- BALUSTER WALL WITH SHIP'S WHEEL
- BLOCK CLIMBER
- CLIMBING RAMP
- COIL CLIMBER
- CURVED OVERHEAD LADDER (2)
- KID'S BENCH ON BALUSTER WALL
- LOOKOUT PLATFORM WITH SHIP'S WHEEL
- PANEL WITH HOLE
- SINGLE GABLE TRELLIS ROOF, WOOD (2)
- SLIDE CHUTE, CURVED
- SPIRAL SLIDE CHUTE
- TALK TUBE
- VERTICAL CARGO NET
- VERTICAL SAFETY CLIMBER
- WHEEL BEAM, 8' (244cm)
- WIDE CHUTE

ACCESSIBILITY PROFILE:

- 17 TOTAL PLAY COMPONENTS
- 13 ELEVATED PLAY COMPONENTS (13 ACCESSIBLE)
- 4 GROUND LEVEL PLAY COMPONENTS (4 ACCESSIBLE)

SAFE USE ZONE BORDER

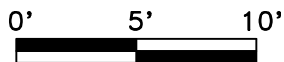


PLAY FEATURES BENEATH DECKS

WELCOME/
RULES SIGN

PLAY AREA, EQUIPMENT ONLY:
39' x 40' (11.9m x 12.2m)

MINIMUM SAFE USE ZONE:
51' x 52' (15.5m x 15.8m)



This drawing reveals the copyrighted intellectual property of Columbia Cascade Company. Not for use by others without our express, written authorization.

Authorization for use is hereby granted to architects, landscape architects and similar design professionals solely for the purpose of specifying TimberForm products.

△ 07-02-15	UPDATE SLIDE	AT/lan
Scale	1/8" = 1'-0"	
Drawn by:	TB	08-10-11
Ck'd by:	CL	08-10-11



COLUMBIA CASCADE COMPANY

Makers of TimberForm®, PipeLine®, RePlay®, TimberForm®-2, InterPlay®, CycLoops® and CycLocker® Products.

1300 S.W. Sixth Avenue, Suite 310 Telephone 503/223-1157
Portland, Oregon 97201-3464 Facsimile 503/223-4530
U.S.A.

WWW.TIMBERFORM.COM

Title:
TIMBERFORM
MODEL NO. 4898-TF
AREA DRAWING

Drawing No.
W-4898-TF

Sheet
1 of 1