

APPROPRIATE FOR CHILDREN 5 TO 12 YEARS OF AGE

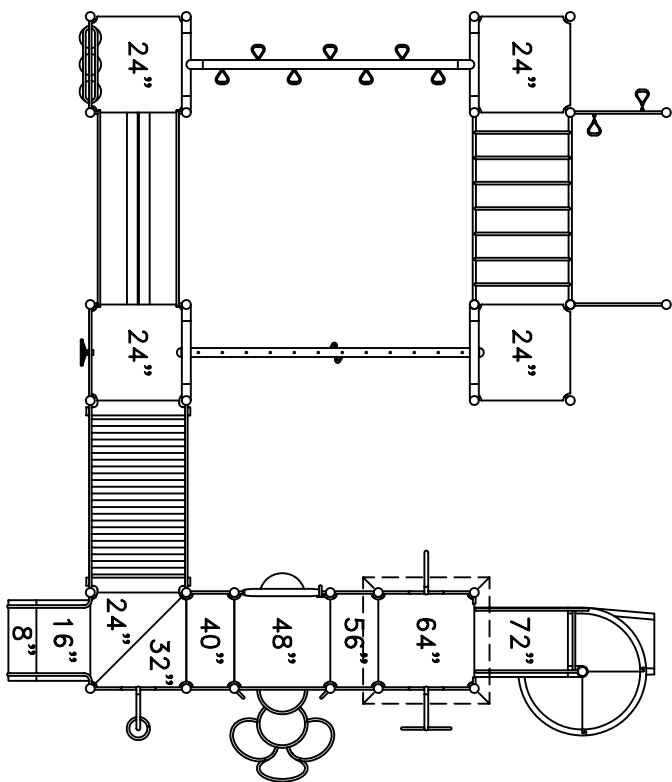
9882 FEATURES:

- ACCESSIBLE RING PULL
- ACCESSIBLE TRANSFER STATION
- ADDITION PANEL
- ARCH RING CLIMBER
- BALUSTER WALL (4)
- BALUSTER WALL WITH SHIP'S WHEEL
- BUBBLE PANEL
- CHINNING BAR
- CLATTER BRIDGE, WOOD WITH HANDRAILS
- COIL CLIMBER
- FIREFIGHTER'S POLE
- KID'S BENCH
- MOVING BRIDGEWAY
- OVERHEAD SAFETY LADDER
- RING BEAM 12' (366cm)
- SPIRAL SLIDE CHUTE
- STOREFRONT COUNTERTOP
- TALK TUBE
- TRACK RIDE 12' (366cm)
- VERTICAL LOOP CLIMBER
- WOOD ROOF

ACCESSIBILITY PROFILE:

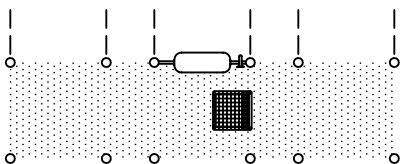
- 18 TOTAL PLAY COMPONENTS
- 13 ELEVATED PLAY COMPONENTS (13 ACCESSIBLE)
- 5 GROUND LEVEL PLAY COMPONENTS (5 ACCESSIBLE)

SAFE USE ZONE BORDER

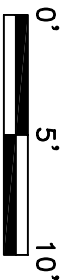


WELCOME / RULES SIGN

PLAY FEATURES BENEATH DECKS



PLAY AREA, EQUIPMENT ONLY:
33' x 28' (10.1m x 8.6m)
MINIMUM SAFE USE ZONE:
45' x 40' (13.8m x 12.2m)



This drawing reveals the copyrighted intellectual property of Columbia Cascade Company. Not for use by others without our express, written authorization. Authorization for use is hereby granted to architects, landscape architects and similar design professionals solely for the purpose of specifying Timberform products.

Scale
1/8"=1'-0"

Drawn by: AT
Ck'd by: CL

08-08-11
08-08-11



COLUMBIA CASCADE COMPANY

Makers of Timberform®, Pipeline®, RePlay®, Timberform®-2, InterPlay®, Cyclolops® and Cycloaker® Products.

1300 S.W. Sixth Avenue, Suite 310 Telephone 503/223-1157
Portland, Oregon 97201-3464 Facsimile 503/223-4530
U.S.A.

WWW.TIMBERFORM.COM

Title:
PIPELINE
MODEL NO. 9882
AREA DRAWING

Drawing No.
W-9882

Sheet
1 of 1