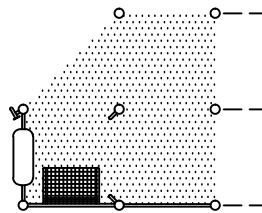


APPROPRIATE FOR CHILDREN 5 TO 12 YEARS OF AGE

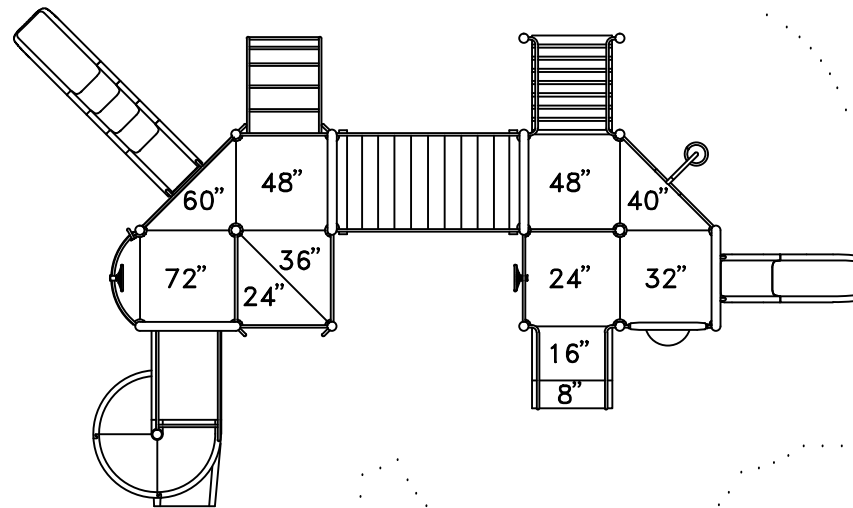
9886 FEATURES:

- ACCESSIBLE TRANSFER STATION
- ARCH CLIMBER
- BALUSTER WALL (3)
- BALUSTER WALL WITH SHIP'S WHEEL
- BUBBLE PANEL
- COIL CLIMBER
- DECORATIVE ARCH (4)
- GRADE CLIMBER, STEEL WITH HANDRAILS
- KID'S BENCH ON BALUSTER WALL
- LOOKOUT PLATFORM WITH SHIP'S WHEEL
- SLIDE CHUTE, STRAIGHT (2)
- SPIRAL SLIDE CHUTE
- STOREFRONT COUNTERTOP
- SUSPENSION BRIDGE, PERFORATED STEEL WITH HANDRAILS
- TALK TUBE

PLAY FEATURES BENEATH DECKS



SAFE USE ZONE BORDER

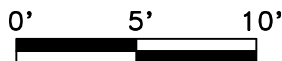


WELCOME/
RULES SIGN

ACCESSIBILITY PROFILE:

- 13 TOTAL PLAY COMPONENTS
- 10 ELEVATED PLAY COMPONENTS (6 ACCESSIBLE)
- 3 GROUND LEVEL PLAY COMPONENTS (3 ACCESSIBLE)

PLAY AREA, EQUIPMENT ONLY:
36' x 21' (10.9m x 6.4m)
MINIMUM SAFE USE ZONE:
48' x 33' (14.6m x 10.0m)



This drawing reveals the copyrighted intellectual property of Columbia Cascade Company. Not for use by others without our express, written authorization.

Authorization for use is hereby granted to architects, landscape architects and similar design professionals solely for the purpose of specifying TimberForm products.

▲ 07-02-15 UPDATE SLIDE		AT/Ian
Scale	Drawn by: AT	08-08-11
1/8" = 1'-0"	Ck'd by: CL	08-08-11



COLUMBIA CASCADE COMPANY

Makers of TimberForm®, PipeLine®, RePlay®, TimberForm®-2, InterPlay®, CycLoops® and CycLocker® Products.

1300 S.W. Sixth Avenue, Suite 310 Telephone 503/223-1157
Portland, Oregon 97201-3464 Facsimile 503/223-4530
U.S.A.

WWW.TIMBERFORM.COM

Title:
PIPELINE
MODEL NO. 9886
AREA DRAWING

Drawing No.
W-9886

Sheet
1 of 1