

5'-0" (1524 mm)

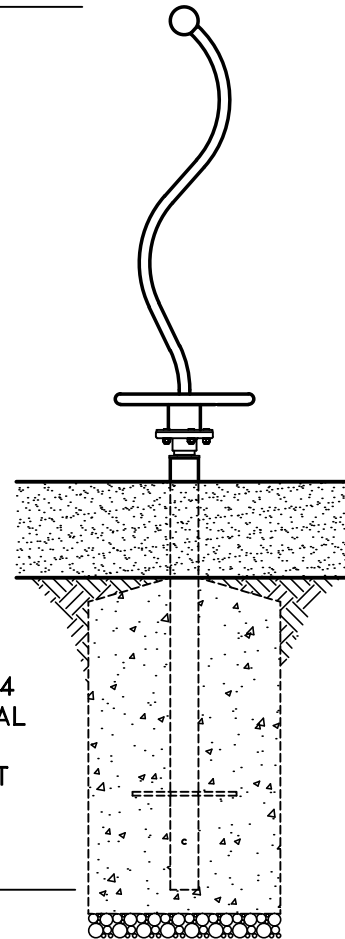
TOP OF SPINNER

0'-11" (279 mm)

TOP OF PLATFORM

0'-0" (0 mm)

FINISHED GRADE



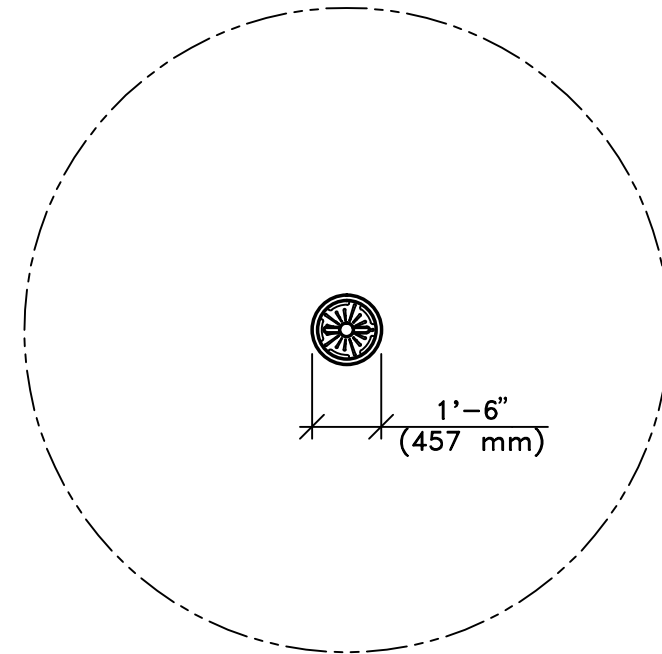
NOTE:
 CONCRETE FOOTING AND NO. 4 REBAR (BY OTHERS) PER LOCAL SOIL CONDITIONS. CONSULT PROJECT ENGINEER FOR EXACT REQUIREMENTS.

-(4'-3") BOTTOM OF BASE

-(1295 mm)

FRONT VIEW

SCALE: 1/2" = 1'-0"

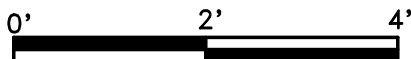


PLAN VIEW WITH USE ZONE

SCALE: 1/4" = 1'-0"

EQUIPMENT ONLY:
 2' x 2' (0.7m x 0.7m)

MINIMUM SAFE USE ZONE:
 14' x 14' (4.3m x 4.3m)



This drawing reveals the copyrighted intellectual property of Columbia Cascade Company. Not for use by others without our express, written authorization.

Authorization for use is hereby granted to architects, landscape architects and similar design professionals solely for the purpose of specifying TimberForm products.



Scale	Drawn by: AT	07-26-12
NOTED	Ch'd by: CL	07-26-12



COLUMBIA CASCADE COMPANY

Makers of TimberForm®, PipeLine®, RePlay®, TimberForm®-2, InterPlay®, CycLoops® and CycLocker® Products.

1300 S.W. Sixth Avenue, Suite 310 Telephone 503/223-1157
 Portland, Oregon 97201-3464 Facsimile 503/223-4530
 U.S.A.

WWW.TIMBERFORM.COM

Title:

SEPARATES
 MODEL NO. 1630-5-22-PL
 KID SPINNER

Drawing No.
 W-1630-5-22-PL

Sheet
 1 of 1