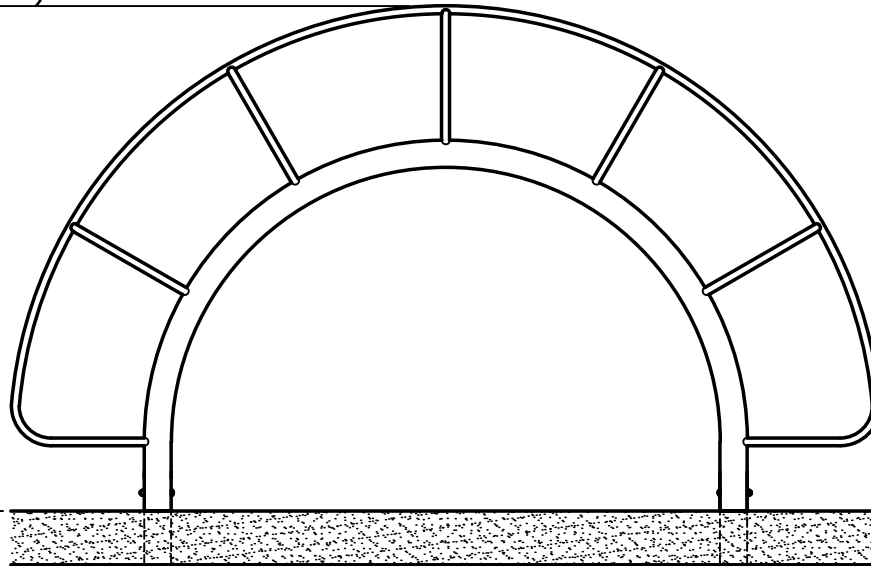


TOP VIEW

SCALE: 3/8"=1'-0"

7'-0" (2134 mm)

TOP OF ARCH



0'-0" (0 mm)

FINISHED GRADE

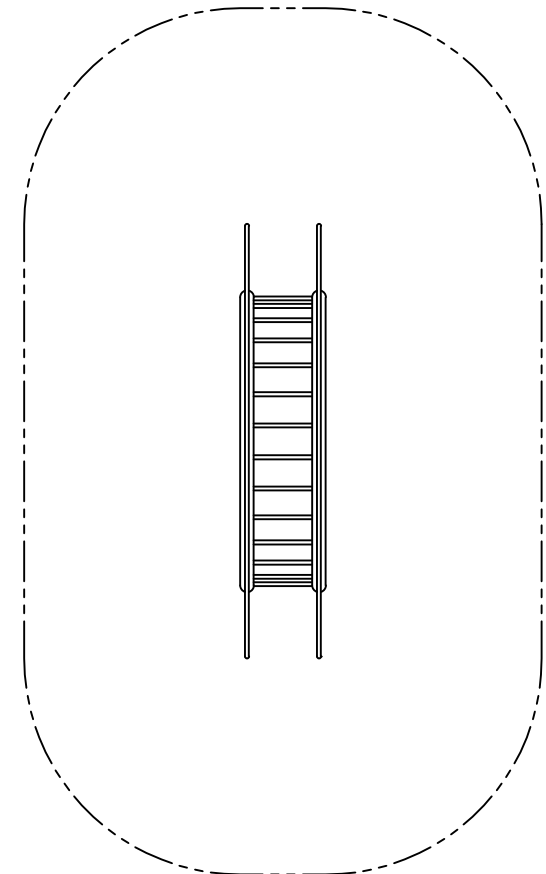
-(3'-0") BOTTOM OF

-(914 mm) POST

FRONT VIEW

SCALE: 3/8"=1'-0"

**NOTE:**  
 CONCRETE FOOTING AND NO. 4 REBAR (BY OTHERS) PER LOCAL SOIL CONDITIONS. CONSULT PROJECT ENGINEER FOR EXACT REQUIREMENTS.

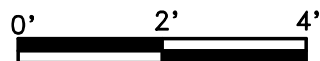


PLAN VIEW WITH USE ZONE

SCALE: 3/16"=1'-0"

EQUIPMENT ONLY:  
 3' x 13' (1.0m x 4.0m)

MINIMUM SAFE USE ZONE:  
 15' x 25' (4.6m x 7.7m)



This drawing reveals the copyrighted intellectual property of Columbia Cascade Company. Not for use by others without our express, written authorization.

Authorization for use is hereby granted to architects, landscape architects and similar design professionals solely for the purpose of specifying TimberForm products.



Scale	Drawn by: AT	07-26-12
NOTED	Ck'd by: CL	07-26-12



**COLUMBIA CASCADE COMPANY**

Makers of TimberForm®, PipeLine®, RePlay®, TimberForm®-2, InterPlay®, CycLoops® and CycLocker® Products.

1300 S.W. Sixth Avenue, Suite 310 Telephone 503/223-1157  
 Portland, Oregon 97201-3464 Facsimile 503/223-4530  
 U.S.A.

WWW.TIMBERFORM.COM

Title:

SEPARATES  
 MODEL NO. 1693-11-PL  
 OVERHEAD ARCH LADDER WITH HANDRAILS

Drawing No.  
 W-1693-11-PL

Sheet  
 1 of 1