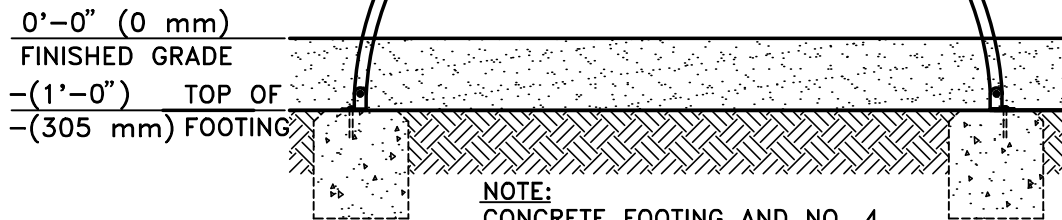


TOP VIEW
SCALE: 3/8"=1'-0"

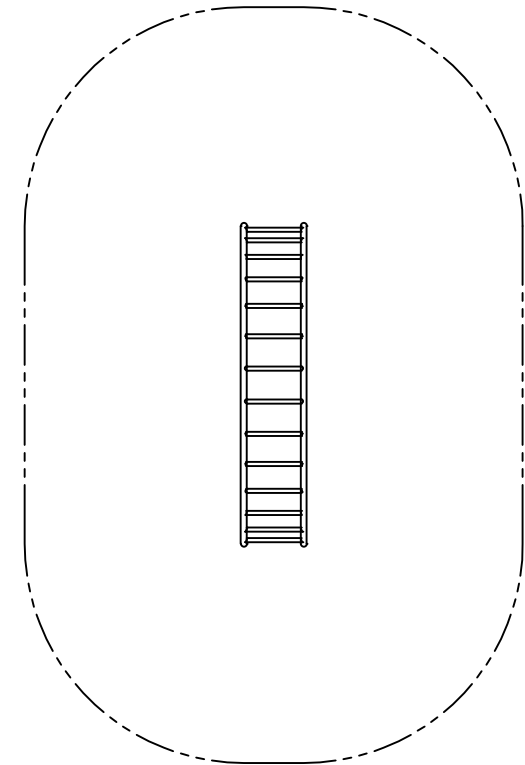
3'-8" (1118 mm)
TOP OF ARCH



0'-0" (0 mm)
FINISHED GRADE
-(1'-0") TOP OF
-(305 mm) FOOTING

NOTE:
CONCRETE FOOTING AND NO. 4 REBAR (BY OTHERS) PER LOCAL SOIL CONDITIONS. CONSULT PROJECT ENGINEER FOR EXACT REQUIREMENTS.

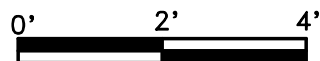
FRONT VIEW
SCALE: 3/8"=1'-0"



PLAN VIEW WITH USE ZONE
SCALE: 3/16"=1'-0"

EQUIPMENT ONLY:
2' x 9' (0.7m x 2.8m)

MINIMUM SAFE USE ZONE:
14' x 21' (4.3m x 6.5m)



This drawing reveals the copyrighted intellectual property of Columbia Cascade Company. Not for use by others without our express, written authorization.

Authorization for use is hereby granted to architects, landscape architects and similar design professionals solely for the purpose of specifying TimberForm products.



| | | |
|-------|--------------|----------|
| Scale | Drawn by: AT | 07-26-12 |
| NOTED | Ck'd by: CL | 07-26-12 |



COLUMBIA CASCADE COMPANY

Makers of TimberForm®, PipeLine®, RePlay®, TimberForm®-2, InterPlay®, CycLoops® and CycLocker® Products.

1300 S.W. Sixth Avenue, Suite 310 Telephone 503/223-1157
Portland, Oregon 97201-3464 Facsimile 503/223-4530
U.S.A.

WWW.TIMBERFORM.COM

Title:
SEPARATES
MODEL NO. 1693
OVERHEAD ARCH LADDER

| | |
|-----------------------|-----------------|
| Drawing No. W-1693 | Sheet 1 of 1 |
|-----------------------|-----------------|