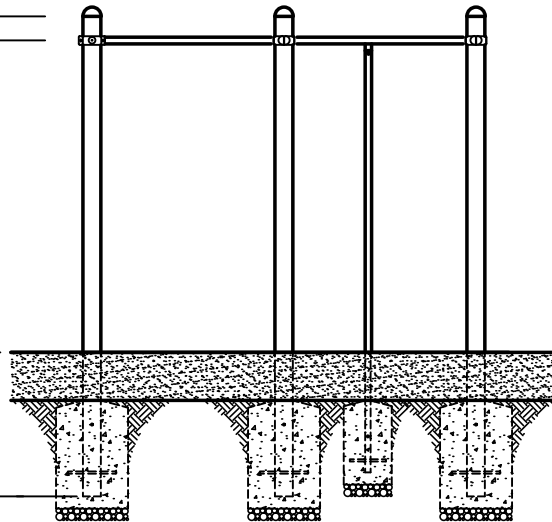


TOP VIEW
SCALE: 1/4"=1'-0"

7'-0" (2134 mm)
TOP OF POST
6'-6" (1981 mm)
CENTERLINE OF COLLAR

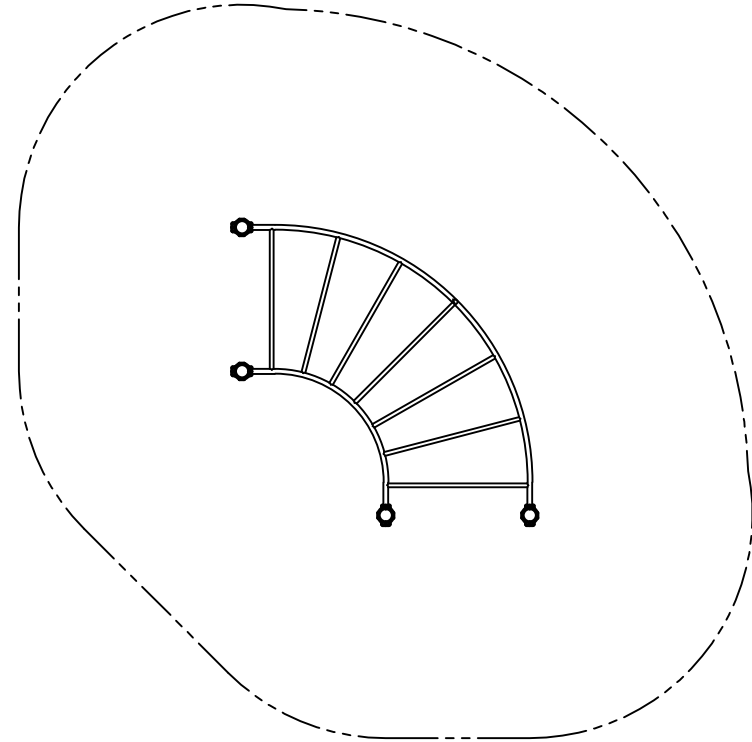
0'-0" (0 mm)
FINISHED GRADE

-(3'-0") BOTTOM OF
-(914 mm) POST



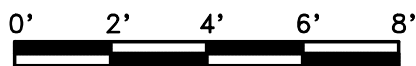
FRONT VIEW
SCALE: 1/4"=1'-0"

NOTE:
CONCRETE FOOTING AND NO. 4 REBAR (BY OTHERS) PER LOCAL SOIL CONDITIONS, CONSULT PROJECT ENGINEER FOR EXACT REQUIREMENTS.



PLAN VIEW WITH USE ZONE
SCALE: 3/16"=1'-0"

EQUIPMENT ONLY:
9' x 9' (2.8m x 2.8m)
MINIMUM SAFE USE ZONE:
21' x 21' (6.5m x 6.5m)



This drawing reveals the copyrighted intellectual property of Columbia Cascade Company. Not for use by others without our express, written authorization.
Authorization for use is hereby granted to architects, landscape architects and similar design professionals solely for the purpose of specifying TimberForm products.



Scale	Drawn by: AT	07-26-12
NOTED	Ck'd by: CL	07-26-12



COLUMBIA CASCADE COMPANY
Makers of TimberForm®, PipeLine®, RePlay®, TimberForm®-2, InterPlay®, CycLoops® and CycLocker® Products.

1300 S.W. Sixth Avenue, Suite 310 Telephone 503/223-1157
Portland, Oregon 97201-3464 Facsimile 503/223-4530
U.S.A.

WWW.TIMBERFORM.COM

Title:
SEPARATES
MODEL NO. 1981-00-PL
CURVED OVERHEAD LADDER

Drawing No.
W-1981-00-PL

Sheet
1 of 1