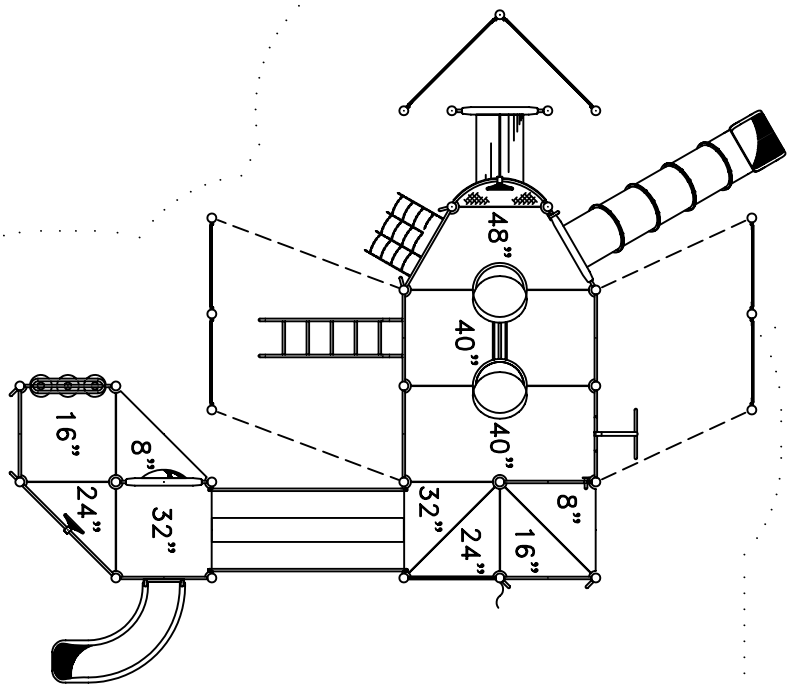


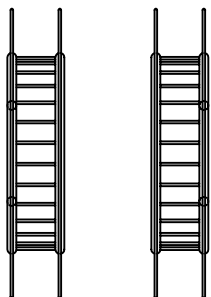
APPROPRIATE FOR CHILDREN 5 TO 12 YEARS OF AGE

3807-05-PL FEATURES:

- ACCESSIBLE ENTRANCE DECK (2)
 - ADDITION CYLINDERS
 - BALUSTER WALL (3)
 - BALUSTER WALL WITH SHIP'S WHEEL
 - BOW PANEL (2)
 - CHAIN CARGO NET
 - CONVEX/FLAT MIRROR PANEL
 - LOOKOUT PLATFORM, BALUSTER WALL WITH SHIP'S WHEEL
 - LOOP CLIMBER WITH HANDRAILS
 - MAZE PANEL
 - MOVING BRIDGEWAY
 - OVERHEAD ARCH LADDER WITH HANDRAILS AND HUB (2)
 - PORT HOLE PANELS (4)
 - SHIP'S FLAG
 - SMOKE STACK
 - TALK TUBE (2)
 - TOT SLIDE CHUTE, CURVED
 - TUBE CHUTE
 - TUNNEL CRAWL, CLEAR PLASTIC
 - VERTICAL LOOP CLIMBER
- ACCESSIBILITY PROFILE:
 23 TOTAL PLAY COMPONENTS
 13 ELEVATED PLAY COMPONENTS (13 ACCESSIBLE)
 10 GROUND LEVEL PLAY COMPONENTS (10 ACCESSIBLE)

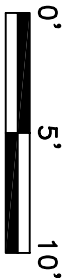


SAFE USE ZONE BORDER



WELCOME / RULES SIGN

PLAY AREA, EQUIPMENT ONLY:
 42' x 33' (12.9m x 10.1m)
 MINIMUM SAFE USE ZONE:
 54' x 45' (16.5m x 13.8m)



This drawing reveals the copyrighted intellectual property of Columbia Cascade Company. Not for use by others without our express, written authorization.
 Authorization for use is hereby granted to architects, landscape architects and similar design professionals solely for the purpose of specifying Timberform products.

Scale 1/8"=1'-0"
 Drawn by: AT
 CK'd by: CL
 09-21-11
 09-21-11



COLUMBIA CASCADE COMPANY
 Makers of Timberform®, Pipeline®, RePlay®, Timberform®-2, InterPlay®, Cyclolops® and Cyclocker® Products.

1300 S.W. Sixth Avenue, Suite 310 Telephone 503/223-1157
 Portland, Oregon 97201-3464 Facsimile 503/223-4530
 U.S.A.

WWW.TIMBERFORM.COM

Title: THEMED PLAY
 MODEL NO. 3807-05-PL
 STERNWHEELER
 AREA DRAWING

Drawing No. W-3807-05-PL

Sheet 1 of 1