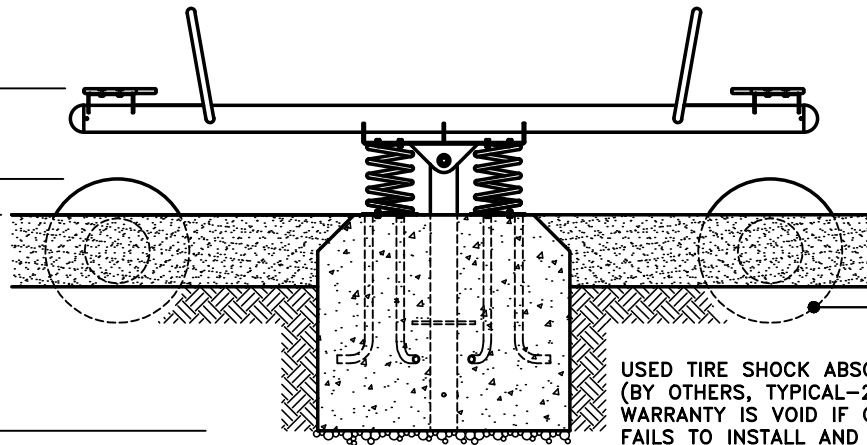


TOP VIEW  
SCALE: 3/8"=1'-0"

1'-9" (533 mm)  
TOP OF SEAT  
0'-6" (152 mm)  
TOP OF TIRE  
0'-0" (0 mm)  
FINISHED GRADE

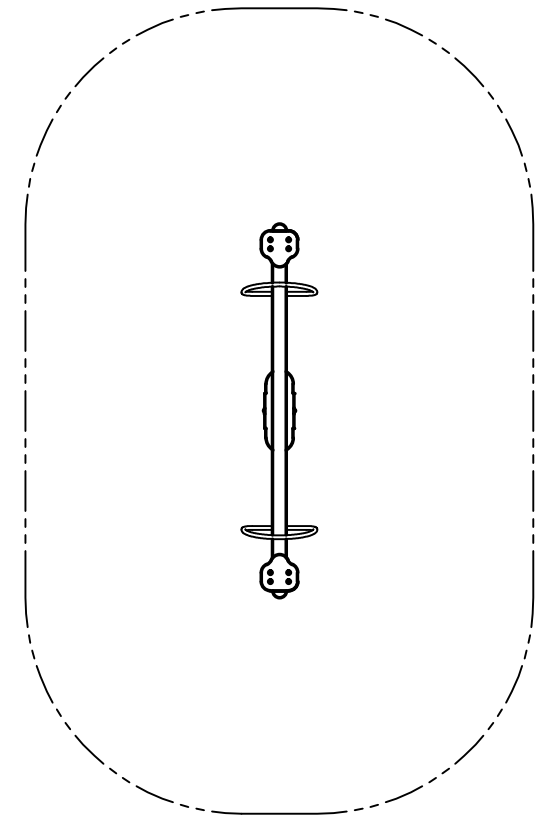


-(3'-0")  
-(915 mm)

FRONT VIEW  
SCALE: 3/8"=1'-0"

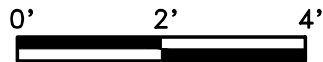
USED TIRE SHOCK ABSORBER  
(BY OTHERS, TYPICAL-2)  
WARRANTY IS VOID IF OWNER  
FAILS TO INSTALL AND MAINTAIN

NOTE:  
CONCRETE FOOTING AND NO.4  
REBAR (BY OTHERS) PER LOCAL  
SOIL CONDITIONS, CONSULT  
PROJECT ENGINEER FOR EXACT  
REQUIREMENTS.



PLAN VIEW WITH USE ZONE  
SCALE: 3/16"=1'-0"

SPRING RIDER, EQUIPMENT ONLY:  
3' x 11' (1.0m x 3.4m)  
MINIMUM SAFE USE ZONE:  
15' x 23' (4.6m x 7.1m)



This drawing reveals the copyrighted intellectual property of Columbia Cascade Company. Not for use by others without our express, written authorization.  
Authorization for use is hereby granted to architects, landscape architects and similar design professionals solely for the purpose of specifying TimberForm products.



Scale	Drawn by: AT	07-26-12
NOTED	Ck'd by: CL	07-26-12



COLUMBIA CASCADE COMPANY

Makers of TimberForm®, PipeLine®,  
RePlay®, TimberForm®-2, InterPlay®,  
CycLoops® and CycLocker® Products.

1300 S.W. Sixth Avenue, Suite 310 Telephone 503/223-1157  
Portland, Oregon 97201-3464 Facsimile 503/223-4530  
U.S.A.

WWW.TIMBERFORM.COM

Title:  
SEPARATES  
MODEL NO. 3870-2-E  
SPRING RIDER SEE-SAW  
(EMBEDMENT)

Drawing No.  
W-3870-2-E

Sheet  
1 of 1