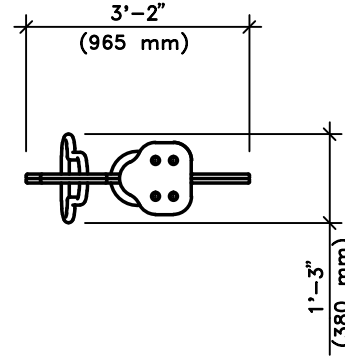
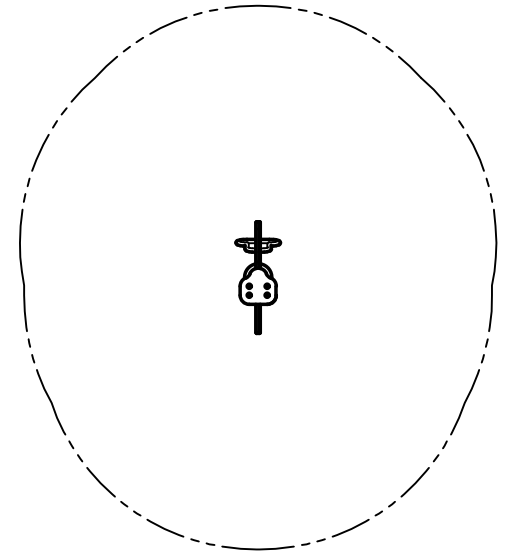


**TOP VIEW**  
SCALE: 3/8"=1'-0"



**TOP VIEW**  
SCALE: 3/8"=1'-0"



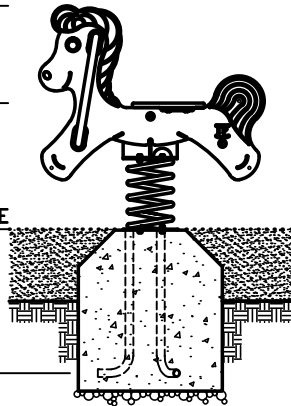
**PLAN VIEW WITH USE ZONE**  
SCALE: 3/16"=1'-0"

3'-1"  
(940 mm)

1'-9" TOP OF SEAT  
(535 mm)

0'-0" FINISHED GRADE  
(0 mm)

-(2'-0")  
(-610 mm)



NOTE: CONCRETE FOOTING (BY OTHERS) PER LOCAL CONDITIONS. CONSULT PROJECT ENGINEER FOR EXACT SIZE AND REQUIREMENTS.

**FRONT VIEW**  
SCALE: 3/8"=1'-0"

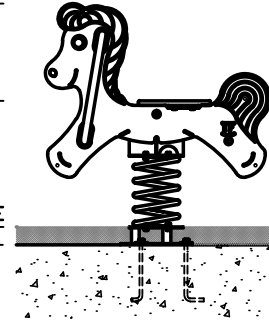
3889-01-E (EMBEDMENT)

3'-1"  
(940 mm)

1'-9" TOP OF SEAT  
(535 mm)

0'-0" FINISHED GRADE  
(0 mm)

-(0'-3")  
(-75 mm)



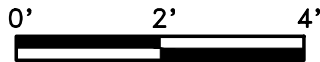
NOTE: CONCRETE FOOTING (BY OTHERS) PER LOCAL CONDITIONS. CONSULT PROJECT ENGINEER FOR EXACT SIZE AND REQUIREMENTS. THREE 5/8" (16 mm) DIAMETER HOLES PROVIDED IN PEDESTAL ASSEMBLY FOR ANCHORING DEVICES (BY OTHERS).

**FRONT VIEW**  
SCALE: 3/8"=1'-0"

3889-01-P (PEDESTAL)

SINGLE SPRING RIDER, EQUIPMENT ONLY:  
2' x 4' (0.7m x 1.2m)

MINIMUM SAFE USE ZONE:  
14' x 16' (4.3m x 4.9m)



This drawing and the information contained herein are the intellectual property of Columbia Cascade Company. Not for use by others without our express, written authorization. Authorization for use is hereby granted to architects, landscape architects and similar design professionals solely for the purpose of specifying TimberForm products.



Scale	Drawn by: AT	07-26-12
NOTED	Ck'd by: CL	07-26-12



**COLUMBIA CASCADE COMPANY**  
Makers of TimberForm®, PipeLine®, RePlay®, TimberForm®-2, InterPlay®, CycLoops® and CycLocker® Products.

1300 S.W. Sixth Avenue, Suite 310 Telephone 503/223-1157  
Portland, Oregon 97201-3464 Facsimile 503/223-4530  
U.S.A.

WWW.TIMBERFORM.COM

Title: SEPARATES  
MODEL NO. 3889-01-E/-P  
"PONY"  
SPRING RIDER

Drawing No. W-3889-01

Sheet 1 of 1