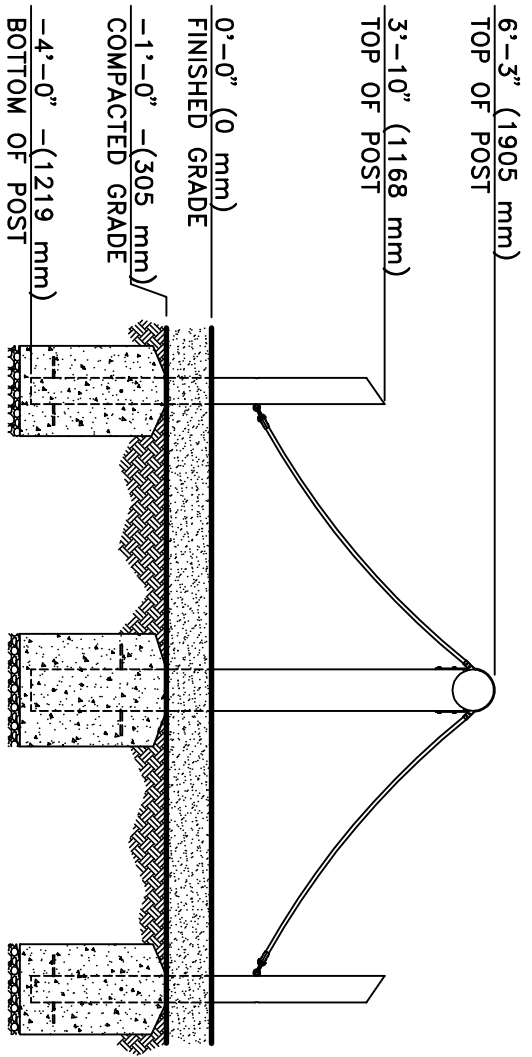
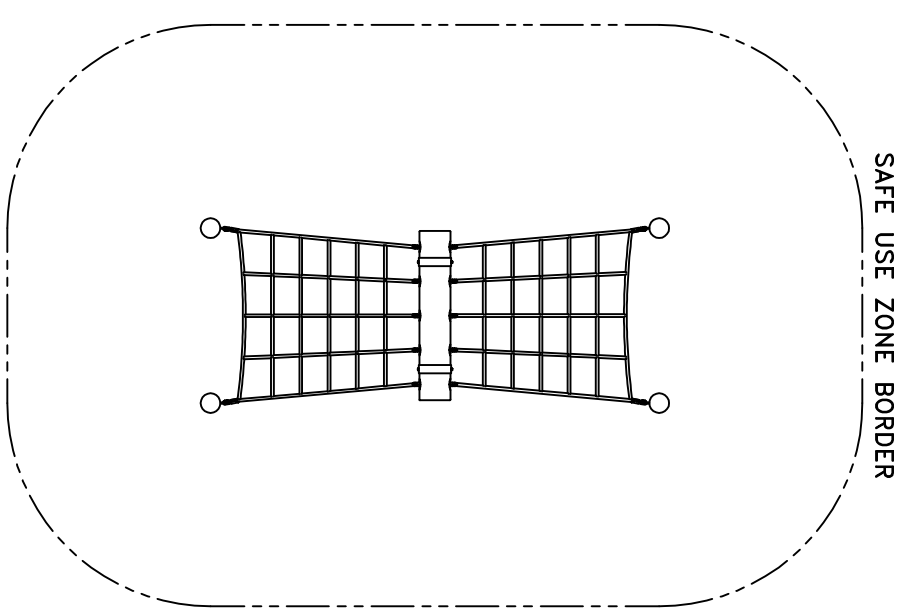


**TOP VIEW**  
SCALE: 1/4" = 1'-0"



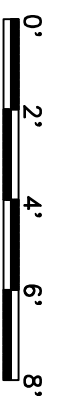
**FRONT VIEW**  
SCALE: 1/4" = 1'-0"

**NOTE:**  
CONCRETE FOOTING AND NO. 4 REBAR (BY OTHERS) PER LOCAL SOIL CONDITIONS. CONSULT PROJECT ENGINEER FOR EXACT REQUIREMENTS.



**PLAN VIEW WITH USE ZONE**  
SCALE: 3/16" = 1'-0"

**EQUIPMENT ONLY:**  
6' x 14' (1.8m x 4.3m)  
**MINIMUM SAFE USE ZONE:**  
18' x 26' (5.5m x 7.9m)



This drawing reveals the copyrighted intellectual property of Columbia Cascade Company. Not for use by others without our express, written authorization. Authorization for use is hereby granted to architects, landscape architects and similar design professionals solely for the purpose of specifying Timberform products.



**COLUMBIA CASCADE COMPANY**  
Makers of Timberform®, Pipeline®, RePlay®, Timberform®-2, InterPlay®, Cycloops®, and Cycloclaker® Products.  
1300 S.W. Sixth Avenue, Suite 310 Telephone 503/223-1157  
Portland, Oregon 97201-3464 Facsimile 503/223-4530  
USA

Title:  
**CLASSIC TIMBERFORM**  
MODEL NO. 4500-021  
**ROPE NET CLIMBER**

Scale: **NOTED**  
Drawn by: **DW** 12-08-16  
Ck'd by: **CL** 12-08-16

Drawing No. **W-4500-021**

Sheet **1** of **1**

WWW.TIMBERFORM.COM