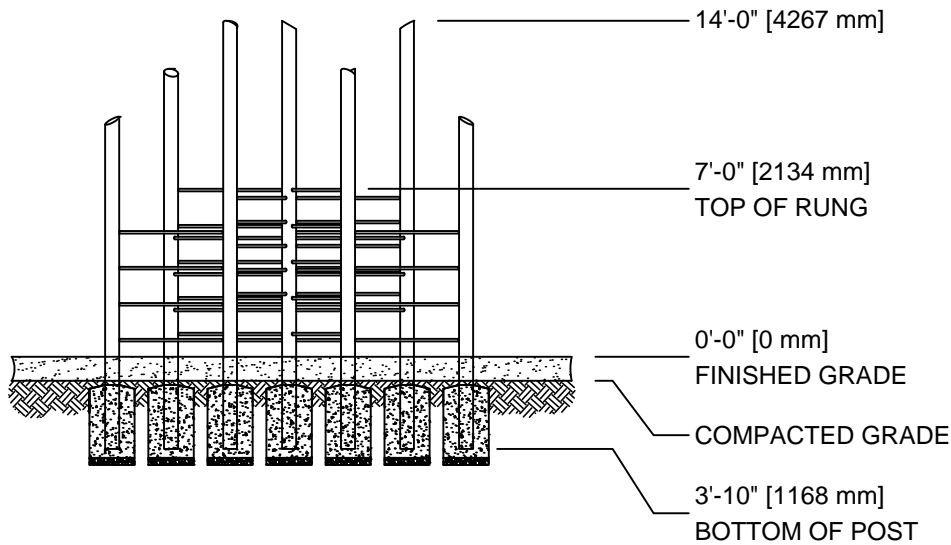
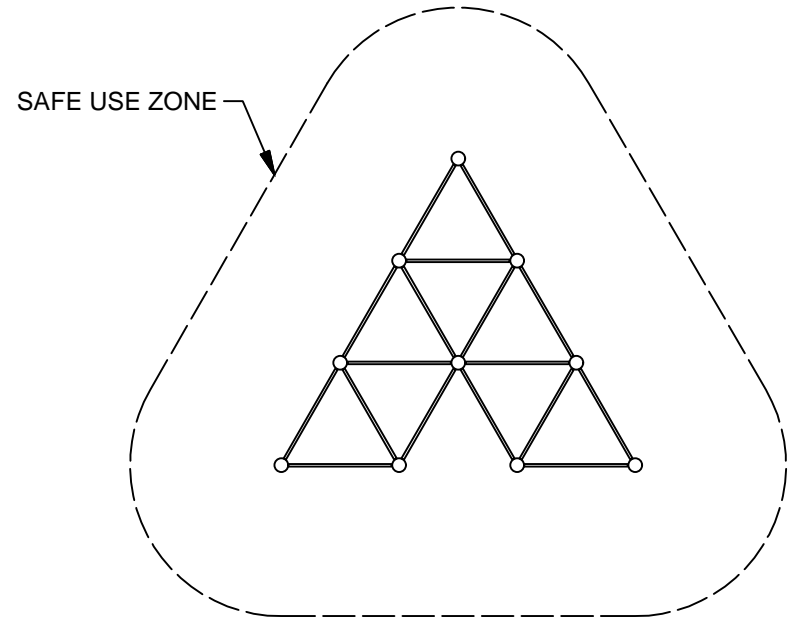


ISO VIEW
SCALE: NONE



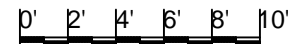
FRONT VIEW
SCALE 1/8"=1'-0"



EQUIPMENT ONLY:
15'-4" x 13'-4" (4.7m x 4m)

MINIMUM SAFE USE ZONE:
27'-4" x 25'-4" (6.4m x 5.8m)

PLAN VIEW WITH USE ZONE
SCALE 1/8"=1'-0"



NOTE:
CONCRETE FOOTING AND NO. 4 REBAR (BY OTHERS) PER LOCAL SOIL CONDITIONS. CONSULT PROJECT ENGINEER FOR EXACT REQUIREMENTS.

Date	Revision	By
△		
△		
△		
△		
Scale	Drawn by: DGR	03-30-18
NOTED	Ck'd by: CL	03-30-18



COLUMBIA CASCADE COMPANY
Makers of TimberForm®, PipeLine®, RePlay®

1300 S.W. Sixth Avenue, Suite 310
Portland, Oregon 97201-3464
U.S.A.

Telephone 503/223-1157
Facsimile 503/223-4530

This drawing reveals the copyrighted intellectual property of Columbia Cascade Company. Not for use by others without our express, written authorization.

WWW.TIMBERFORM.COM

Title:
CLASSIC TIMBERFORM
MODEL NO. 4500-204
POLE CLIMBER

Drawing No.
W-4500-204

Sheet
1 of 1