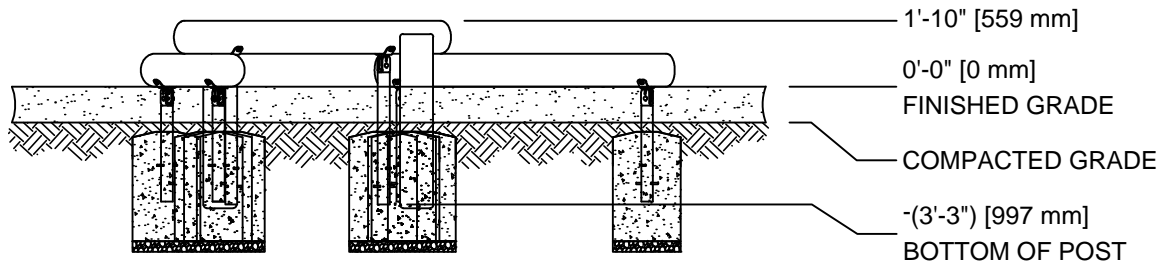
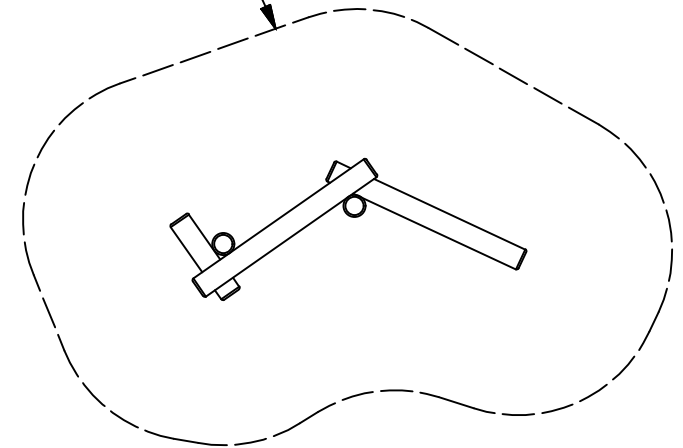


ISO VIEW  
SCALE: NONE



FRONT VIEW  
SCALE 3/16"=1'-0"

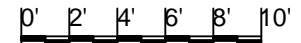
SAFE USE ZONE



EQUIPMENT ONLY:  
14'-10" x 5'-11" (4.5m x 1.8m)

MINIMUM SAFE USE ZONE:  
26'-10" x 17'-11" ( 8.2m x 5.5m)

PLAN VIEW WITH USE ZONE  
SCALE: 1/8"=1'-0"



NOTE:  
CONCRETE FOOTING AND NO. 4  
REBAR (BY OTHERS) PER LOCAL  
SOIL CONDITIONS. CONSULT  
PROJECT ENGINEER FOR EXACT  
REQUIREMENTS.

Date	Revision	By
△		
△		
△		
△		
Scale	Drawn by: DGR	03-30-18
NOTED	Ck'd by: CL	03-30-18



**COLUMBIA CASCADE COMPANY**  
Makers of TimberForm®, PipeLine®, RePlay®

1300 S.W. Sixth Avenue, Suite 310  
Portland, Oregon 97201-3464  
U.S.A.

Telephone 503/223-1157  
Facsimile 503/223-4530

This drawing reveals the copyrighted intellectual property of Columbia Cascade Company. Not for use by others without our express, written authorization.

WWW.TIMBERFORM.COM

Title:  
CLASSIC TIMBERFORM  
MODEL NO. 4500-302  
LOG SCRAMBLE

Drawing No.  
W-4500-302

Sheet  
1 of 1