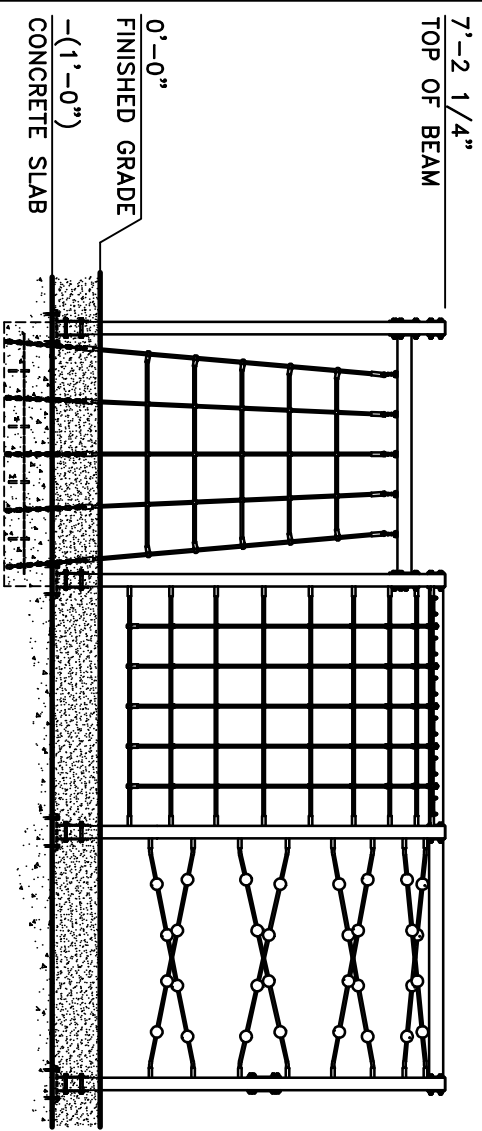
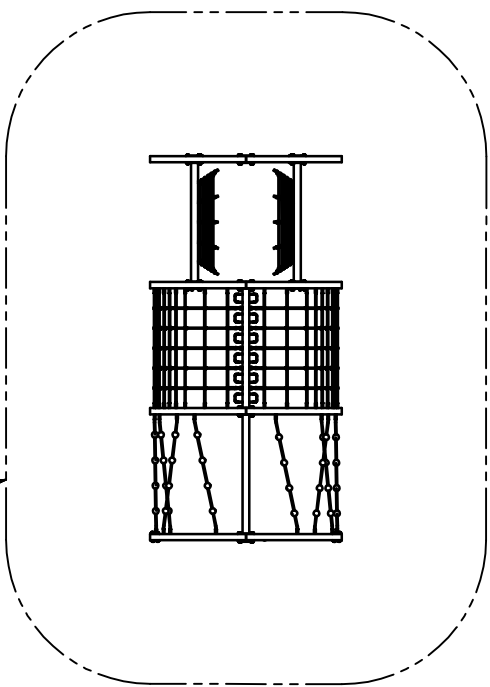
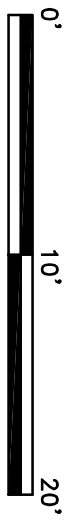


**TOP VIEW**  
SCALE: NONE



**FRONT VIEW**  
SCALE: NONE

**NOTE:**  
CONCRETE SLAB AND ANCHOR DEVICES (BY OTHERS) PER LOCAL CONDITIONS. CONSULT PROJECT ENGINEER FOR EXACT REQUIREMENTS.



**PLAN VIEW WITH USE ZONE**  
SCALE: 1/8"=1'-0"  
EQUIPMENT ONLY:  
8' x 16'-1" (2.4m x 4.9m)  
MINIMUM SAFE USE ZONE:  
20' x 28'-1" (6.1m x 8.6m)

This drawing reveals the copyrighted intellectual property of Columbia Cascade Company. Not for use by others without our express, written authorization.

**COLUMBIA CASCADE COMPANY**  
Makers of TimberForm®, Pipeline®, RePlay®, TimberForm®-2 and Cycloops® Products.

[www.TimberForm.com](http://www.TimberForm.com)  
Phone: 503/223-1157 Email: [hq@timberform.com](mailto:hq@timberform.com)

Title:  
**TIMBERFORM**  
MODEL NO. 4500-603-TF  
3 SECTIONS LINEAR TUNNEL CLIMBER

Scale  
NOTED

Drawn by: TB  
CK'd by: WW  
08-29-22  
08-29-22

This drawing reveals the copyrighted intellectual property of Columbia Cascade Company. Not for use by others without our express, written authorization.

Drawing No.  
W-4500-603-TF

Sheet  
1 of 1