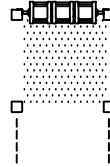


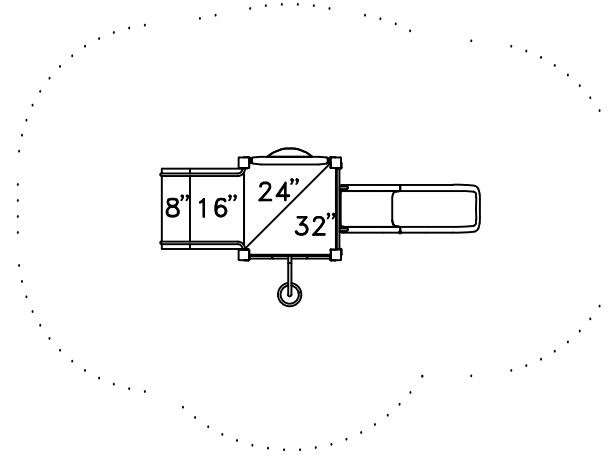
APPROPRIATE FOR CHILDREN 2 TO 5 YEARS OF AGE

4801-RP FEATURES:

- ACCESSIBLE TRANSFER STATION
- COIL CLIMBER
- CONVEX/FLAT MIRROR PANEL
- SPELLING PANEL
- SLIDE CHUTE, STRAIGHT



PLAY FEATURES
BENEATH DECKS



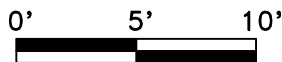
SAFE USE ZONE BORDER

—
WELCOME/
RULES SIGN

ACCESSIBILITY PROFILE:

- 5 TOTAL PLAY COMPONENTS
- 3 ELEVATED PLAY COMPONENTS
(3 ACCESSIBLE)
- 2 GROUND LEVEL PLAY COMPONENTS
(2 ACCESSIBLE)

PLAY AREA, EQUIPMENT ONLY:
14' x 7' (4.3m x 2.1m)
MINIMUM SAFE USE ZONE:
26' x 19' (7.9m x 5.8m)



This drawing reveals the copyrighted intellectual property of Columbia Cascade Company. Not for use by others without our express, written authorization.

Authorization for use is hereby granted to architects, landscape architects and similar design professionals solely for the purpose of specifying TimberForm products.

▲ 07-02-15 UPDATE SLIDE AT/lan

Scale	Drawn by: TB	08-10-11
1/8"=1'-0"	Ck'd by: CL	08-10-11



COLUMBIA CASCADE COMPANY

Makers of TimberForm®, PipeLine®,
RePlay®, TimberForm®-2, InterPlay®,
CycLoops® and CycLocker® Products.

1300 S.W. Sixth Avenue, Suite 310 Telephone 503/223-1157
Portland, Oregon 97201-3464 Facsimile 503/223-4530
U.S.A.

WWW.TIMBERFORM.COM

Title:
TIMBERFORM REPLAY
MODEL NO. 4801-RP
AREA DRAWING

Drawing No.
W-4801-RP

Sheet
1 of 1