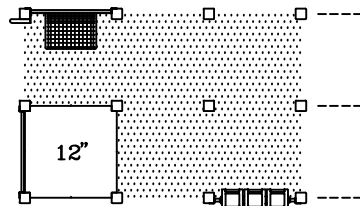


APPROPRIATE FOR CHILDREN 5 TO 12 YEARS OF AGE

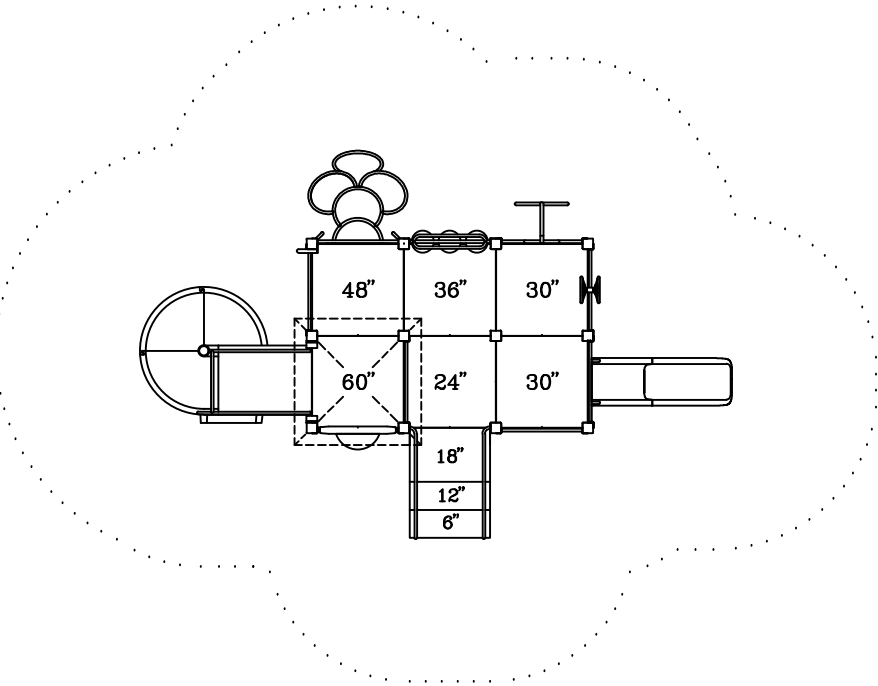
4820-RP FEATURES:

- ACCESSIBLE TRANSFER STATION
- ADDITION PANEL
- ARCH RING CLIMBER
- BUBBLE PANEL
- DECORATIVE WALL (3)
- DECORATIVE WALL WITH TWO SHIP'S WHEELS
- KID'S BENCH ON BALUSTER WALL
- SLIDE CHUTE, STRAIGHT
- SPELLING PANEL
- SPIRAL SLIDE CHUTE
- TALK TUBE
- VERTICAL LOOP CLIMBER
- RECYCLED PLASTIC ROOF



PLAY FEATURES BENEATH DECKS

SAFE USE ZONE BORDER



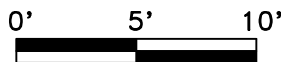
ACCESSIBILITY PROFILE:

- 11 TOTAL PLAY COMPONENTS
- 8 ELEVATED PLAY COMPONENTS (4 ACCESSIBLE)
- 3 GROUND LEVEL PLAY COMPONENTS (3 ACCESSIBLE)

WELCOME/
RULES SIGN

PLAY AREA, EQUIPMENT ONLY:
25' x 17' (7.6m x 5.2m)

MINIMUM SAFE USE ZONE:
37' x 29' (11.3m x 8.9m)



This drawing reveals the copyrighted intellectual property of Columbia Cascade Company. Not for use by others without our express, written authorization.

Authorization for use is hereby granted to architects, landscape architects and similar design professionals solely for the purpose of specifying TimberForm products.

△ 07-02-15 UPDATE SLIDE AT/Ian

Scale	1/8" = 1'-0"	Drawn by: TB	08-10-11
		Ck'd by: CL	08-10-11



COLUMBIA CASCADE COMPANY

Makers of TimberForm®, PipeLine®, RePlay®, TimberForm®-2, InterPlay®, CycLoops® and CycLocker® Products.

1300 S.W. Sixth Avenue, Suite 310 Telephone 503/223-1157
Portland, Oregon 97201-3464 Facsimile 503/223-4530
U.S.A.

WWW.TIMBERFORM.COM

Title:
TIMBERFORM REPLAY
MODEL NO. 4820-RP
AREA DRAWING

Drawing No.	W-4820-RP	Sheet	1 of 1
-------------	-----------	-------	--------