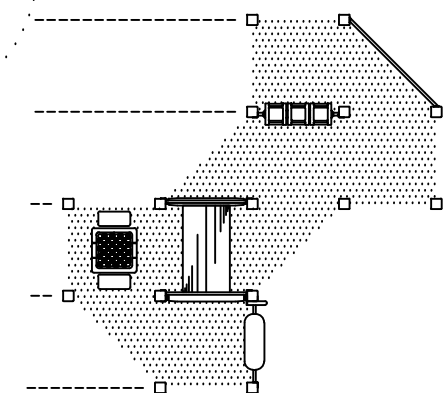
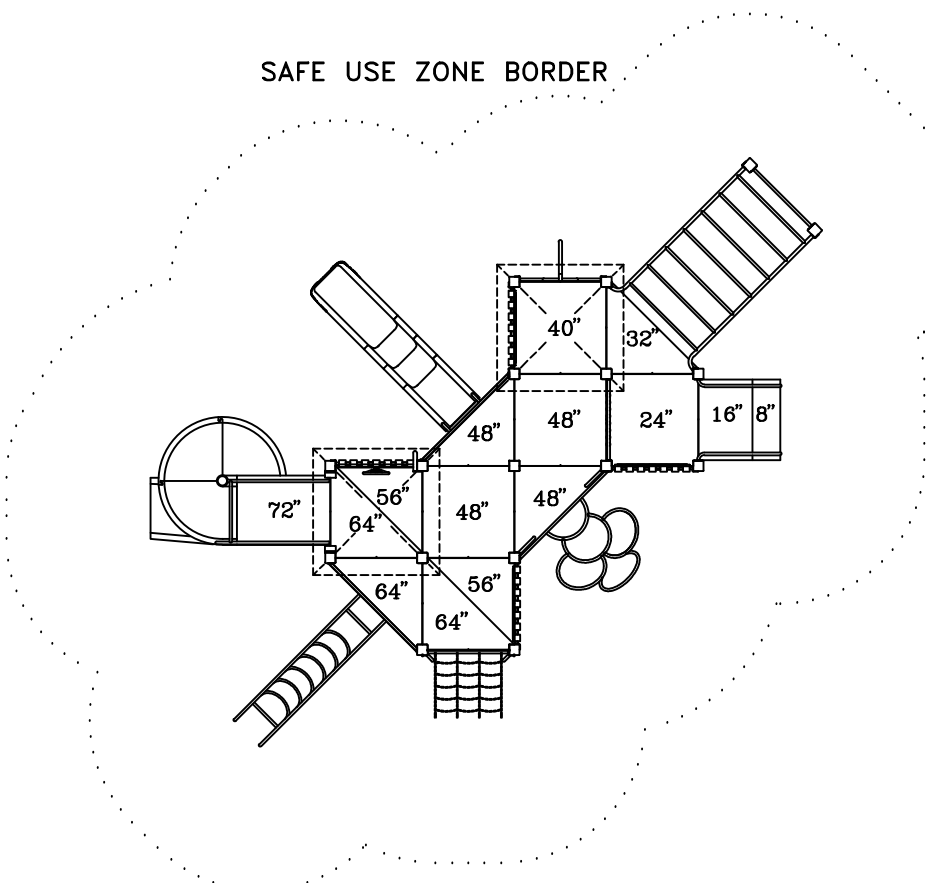


APPROPRIATE FOR CHILDREN 5 TO 12 YEARS OF AGE

**4838-TF FEATURES:**

- ACCESSIBLE TRANSFER STATION
- ARCH RING CLIMBER
- CARGO NET
- CHIME WALL
- FIREFIGHTER'S POLE
- KID'S TABLE WITH GAMEBOARD
- LOOP CLIMBER
- OVERHEAD LADDER
- PERFORATED STEEL ROOF (2)
- SLIDE CHUTE, STRAIGHT
- SPELLING PANEL
- SPIRAL SLIDE CHUTE
- STOREFRONT COUNTERTOP
- TALK TUBE
- TUNNEL CRAWL
- WOOD WALL (3)
- WOOD WALL WITH SHIP'S WHEEL

SAFE USE ZONE BORDER



PLAY FEATURES  
BENEATH DECKS

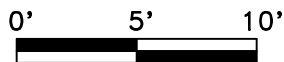
WELCOME/  
RULES SIGN

**ACCESSIBILITY PROFILE:**

- 14 TOTAL PLAY COMPONENTS
- 10 ELEVATED PLAY COMPONENTS  
(10 ACCESSIBLE)
- 4 GROUND LEVEL PLAY COMPONENTS  
(4 ACCESSIBLE)

PLAY AREA, EQUIPMENT ONLY:  
28' x 25' (8.5m x 7.6m)

MINIMUM SAFE USE ZONE:  
40' x 37' (12.2m x 11.3m)



This drawing reveals the copyrighted intellectual property of Columbia Cascade Company. Not for use by others without our express, written authorization.

Authorization for use is hereby granted to architects, landscape architects and similar design professionals solely for the purpose of specifying TimberForm products.

△ 07-02-15 UPDATE SLIDE AT/ian

Scale	Drawn by: TB	08-10-11
1/8"=1'-0"	Ck'd by: CL	08-10-11



**COLUMBIA CASCADE COMPANY**

Makers of TimberForm®, PipeLine®,  
RePlay®, TimberForm®-2, InterPlay®,  
CycLoops® and CycLocker® Products.

1300 S.W. Sixth Avenue, Suite 310 Telephone 503/223-1157  
Portland, Oregon 97201-3464 Facsimile 503/223-4530  
U.S.A.

WWW.TIMBERFORM.COM

Title:  
**TIMBERFORM**  
**MODEL NO. 4838-TF**  
**AREA DRAWING**

Drawing No.  
**W-4838-TF**

Sheet  
**1 of 1**