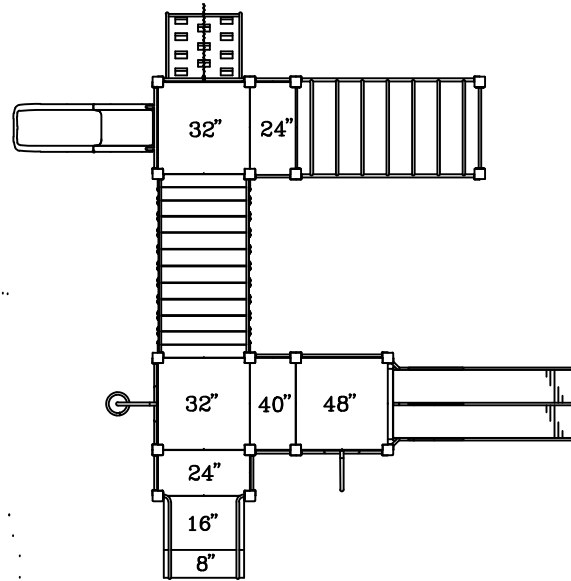


APPROPRIATE FOR CHILDREN 5 TO 12 YEARS OF AGE

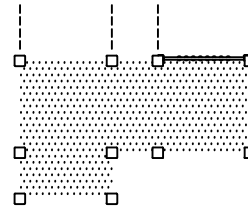
4864-TF FEATURES:

- ACCESSIBLE TRANSFER STATION
- BALUSTER WALL (7)
- CHIME WALL
- CLIMBING RAMP
- COIL CLIMBER
- FIREFIGHTER'S POLE
- OVERHEAD LADDER
- SLIDE CHUTE, STRAIGHT
- SPIRAL SPINNER
- SUSPENSION BRIDGE, PERFORATED STEEL WITH BALUSTER WALLS
- WIDE CHUTE WITH CENTER RAIL, STAINLESS STEEL WITH 6" (15cm) RAILS

SAFE USE ZONE BORDER



WELCOME/
RULES SIGN



PLAY FEATURES
BENEATH DECKS

PLAY AREA, EQUIPMENT ONLY:
24' x 24' (7.3m x 7.3m)

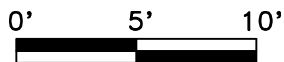
MINIMUM SAFE USE ZONE:
36' x 36' (11.0m x 11.0m)

PLAY AREA, SPIRAL SPINNER ONLY:
6' x 3' (1.9m x 1.0m)

MINIMUM SAFE USE ZONE:
18' x 15' (5.5m x 4.6m)

ACCESSIBILITY PROFILE:

- 9 TOTAL PLAY COMPONENTS
- 7 ELEVATED PLAY COMPONENTS
(7 ACCESSIBLE)
- 2 GROUND LEVEL PLAY COMPONENTS
(2 ACCESSIBLE)



This drawing reveals the copyrighted intellectual property of Columbia Cascade Company. Not for use by others without our express, written authorization.

Authorization for use is hereby granted to architects, landscape architects and similar design professionals solely for the purpose of specifying TimberForm products.

07-02-15 UPDATE SLIDE AT/Ian

Scale 1/8" = 1'-0" Drawn by: TB 08-10-11 Ck'd by: CL 08-10-11



COLUMBIA CASCADE COMPANY

Makers of TimberForm®, PipeLine®, RePlay®, TimberForm®-2, InterPlay®, CycLoops® and CycLocker® Products.

1300 S.W. Sixth Avenue, Suite 310 Telephone 503/223-1157
Portland, Oregon 97201-3464 Facsimile 503/223-4530
U.S.A.

WWW.TIMBERFORM.COM

Title:
TIMBERFORM
MODEL NO. 4864-TF
AREA DRAWING

Drawing No.
W-4864-TF

Sheet
1 of 1