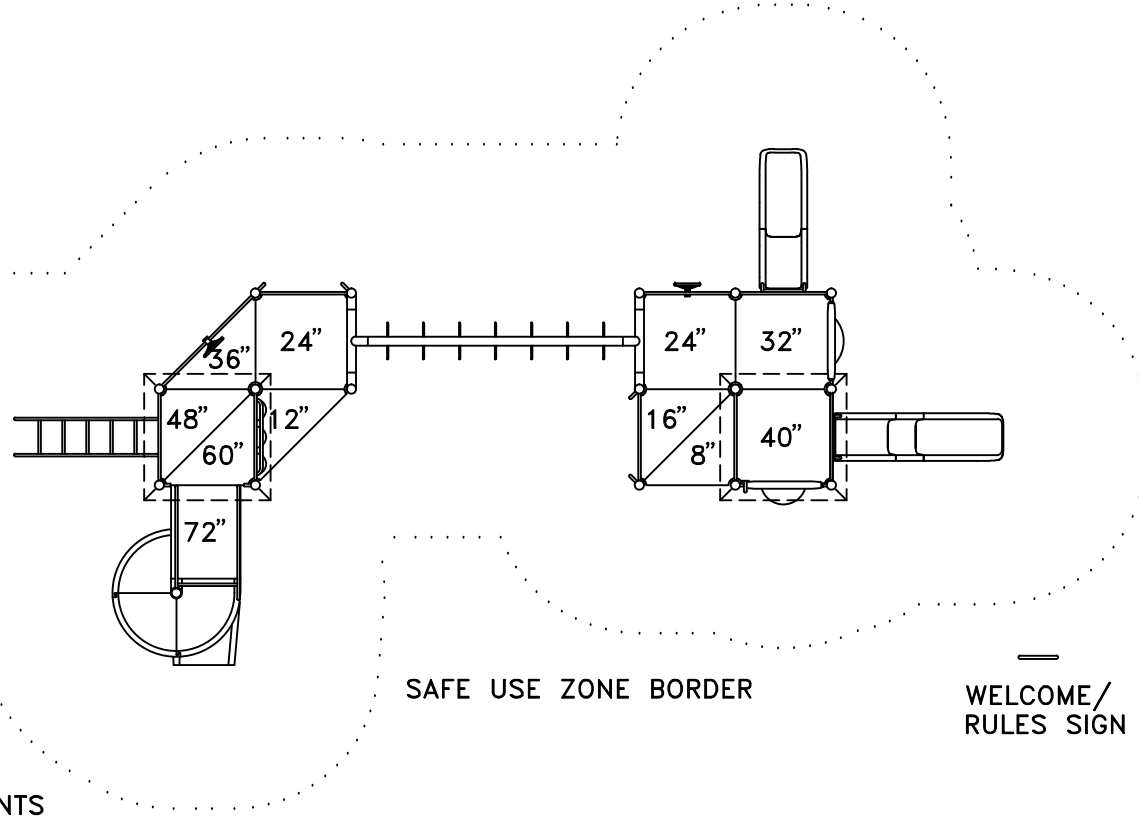
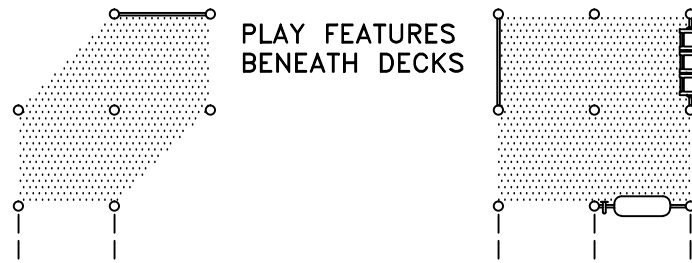


APPROPRIATE FOR CHILDREN 5 TO 12 YEARS OF AGE

9847 FEATURES:

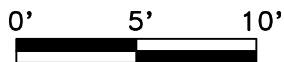
- ACCESSIBLE ENTRANCE DECK
- BALUSTER WALL (2)
- BALUSTER WALL WITH SHIP'S WHEEL (2)
- BUBBLE PANEL
- CONVEX/FLAT MIRROR PANEL
- LOOP CLIMBER WITH HANDRAILS
- PERFORATED STEEL ROOF (2)
- SLIDE CHUTE, STRAIGHT (2)
- SPELLING PANEL
- SPIRAL SLIDE CHUTE
- STOREFRONT COUNTERTOP
- SUPER RING BEAM, 12' (366cm)
- TALK TUBE
- TIC-TAC-TOE

PLAY AREA, EQUIPMENT ONLY:
42' x 22' (12.8m x 6.7m)
MINIMUM SAFE USE ZONE:
54' x 34' (16.5m x 10.4m)



ACCESSIBILITY PROFILE:

- 14 TOTAL PLAY COMPONENTS
- 10 ELEVATED PLAY COMPONENTS
(6 ACCESSIBLE)
- 4 GROUND LEVEL PLAY COMPONENTS
(4 ACCESSIBLE)



This drawing reveals the copyrighted intellectual property of Columbia Cascade Company. Not for use by others without our express, written authorization.

Authorization for use is hereby granted to architects, landscape architects and similar design professionals solely for the purpose of specifying TimberForm products.

▲ 07-02-15 UPDATE SLIDE		AT/lan
Scale	Drawn by: AT	08-08-11
1/8"=1'-0"	Ck'd by: CL	08-08-11



COLUMBIA CASCADE COMPANY

Makers of TimberForm®, PipeLine®, RePlay®, TimberForm®-2, InterPlay®, CycLoops® and CycLocker® Products.

1300 S.W. Sixth Avenue, Suite 310 Telephone 503/223-1157
Portland, Oregon 97201-3464 Facsimile 503/223-4530
U.S.A.

WWW.TIMBERFORM.COM

Title:
PIPELINE
MODEL NO. 9847
AREA DRAWING

Drawing No.
W-9847

Sheet
1 of 1