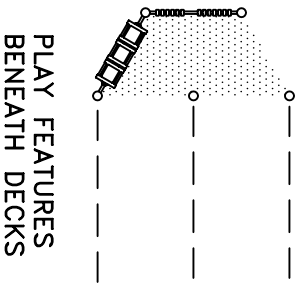


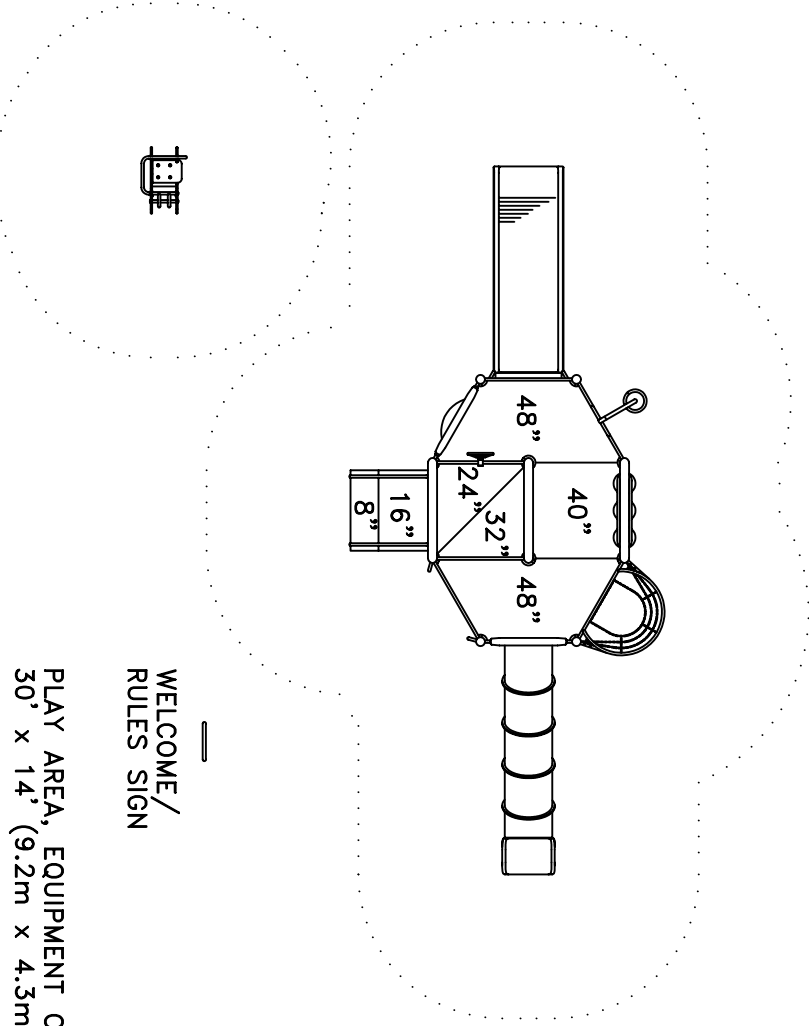
APPROPRIATE FOR CHILDREN 2 TO 5 YEARS OF AGE

9856 FEATURES:

- ABACUS
- ACCESSIBLE SPRING RIDER
- ACCESSIBLE TRANSFER STATION
- BALUSTER WALL
- BALUSTER WALL WITH SHIP'S WHEEL
- COIL CLIMBER
- CONVEX/FLAT MIRROR PANEL
- DECORATIVE ARCH (3)
- FUNNEL NET CLIMBER
- SPELLING PANEL
- TIC-TAC-TOE
- TUBE CHUTE
- VERTICAL CARGO NET
- WIDE CHUTE

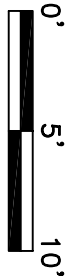


SAFE USE ZONE BORDER



- ACCESSIBILITY PROFILE:
- 12 TOTAL PLAY COMPONENTS
 - 8 ELEVATED PLAY COMPONENTS (8 ACCESSIBLE)
 - 4 GROUND LEVEL PLAY COMPONENTS (4 ACCESSIBLE)

- PLAY AREA, EQUIPMENT ONLY:
30' x 14' (9.2m x 4.3m)
- MINIMUM SAFE USE ZONE:
42' x 26' (12.9m x 8.0m)
- PLAY AREA, SPRING RIDER ONLY:
3' x 2' (1.0m x 0.7m)
- MINIMUM SAFE USE ZONE:
15' x 14' (4.6m x 4.3m)



This drawing reveals the copyrighted intellectual property of Columbia Cascade Company. Not for use by others without our express, written authorization. Authorization for use is hereby granted to architects, landscape architects and similar design professionals solely for the purpose of specifying Timberform products.

Scale: 1/8"=1'-0"
Drawn by: AT
CK'd by: CL
08-08-11
08-08-11



COLUMBIA CASCADE COMPANY
Makers of Timberform®, Pipeline®, RePlay®, Timberform®-2, InterPlay®, Cycloops® and Cycloaker® Products.

1300 S.W. Sixth Avenue, Suite 310
Portland, Oregon 97201-3464
Telephone 503/223-1157
Facsimile 503/223-4530
U.S.A.

WWW.TIMBERFORM.COM

Title: PIPELINE
MODEL NO. 9856
AREA DRAWING

Drawing No. W-9856
Sheet 1 of 1